



District Report Card: 2017


State: Rajasthan	District: Bharatpur
Class: 8	Subject: Language
Schools: 49	Students: 1115


Participation/Coverage


Students

<div>GENDER</div> <div></div>	Boys		Girls	
	Number	%	Number	%
	398	35.70	717	64.30

<div>AREA</div> <div></div>	Rural		Urban	
	Number	%	Number	%
	1032	92.56	83	7.44

<div>CATEGORY</div> <div></div>	SC		ST		OBC		GEN	
	Number	%	Number	%	Number	%	Number	%
	409	36.68	19	1.70	608	54.53	79	7.09

<div>CWSN</div> <div></div>	LD	VI	HI	S&LD	ID	Oth
	6	3	0	1	1	43

<div>Management</div> <div></div>	Government		Government-aided	
	Number	%	Number	%
	1115	100.00	0	0.00

Average Performance of Students in Language (%)

Overall	Gender		Area		Management		Social Group			
	Male	Female	Rural	Urban	Govt.	Aided	SC	ST	OBC	GEN
73.66	76.87	71.88	74.02	69.16	73.66	0.00	75.13	70.18	72.42	76.46

Performance on Learning Outcomes (LOs)

Learning Outcomes	Description	Average Performance(%)
L813	Read textual/non-textual materials with comprehension and identifies the details, characters, main idea and sequence of ideas and events while reading	73.66

Range of Performance of Students who Answered Correctly							
Below 30%		30% - 50%		50% - 75%		Above 75%	
Number	%	Number	%	Number	%	Number	%
29	2.60	118	10.58	393	35.25	575	51.57

Lowest Performing Learning Outcomes (LOs)

1 - Read textual/non-textual materials with comprehension and identifies the details, characters, main idea and sequence of ideas and events while reading (73.66)